













Name	Surfaces		Edges		Vertices	Picture
	Flat	Curved	Straight	Curved		
sphere						
cube						
cuboid						
cone						
cylinder						
square-based pyramid						
tetrahedron						
triangular prism						
pentagonal prism						
hexagonal prism						
octagonal prism						
octahedron						

Lesson 3

WALT: identify shape properties.

1. Draw this table into your book. To do this, count the spaces across and down that you will need.
2. Record the properties of each shape. You might find lesson 1 a helpful reminder.
3. You could use objects from around your house to help you find out about the properties.